

Fill in the form below, complete sections **1** through **7** and fax to: 303-652-8552

VERIS, inc. 6315 Monarch Park Place
Niwot, CO 80503 USA

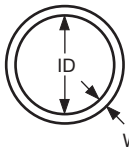
Phone: 303-652-8550
Fax: 303-652-8552

E-Mail: contact@veris-inc.com
Website: www.veris-inc.com

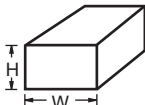
ISO 9001
Certified

Date: _____ Tag#: _____ E-mail: _____
 From: _____ Phone: _____ Fax: _____
 Company: _____ Address: _____ City, State, Zip: _____

1. Enter Pipe Dimensions or Duct Dimensions



Pipe Size _____ Sch _____
 Pipe ID _____ and
 Wall _____ Pipe Mat'l _____



Dimension
Verabar spans
(H) or (W)

Height (H) _____
 Width (W) _____
 Wall _____
 Duct Mat'l _____

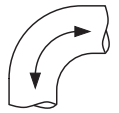
2. Pipe or Duct Orientation (Check one box)



(H) Horizontal



(V) Vertical

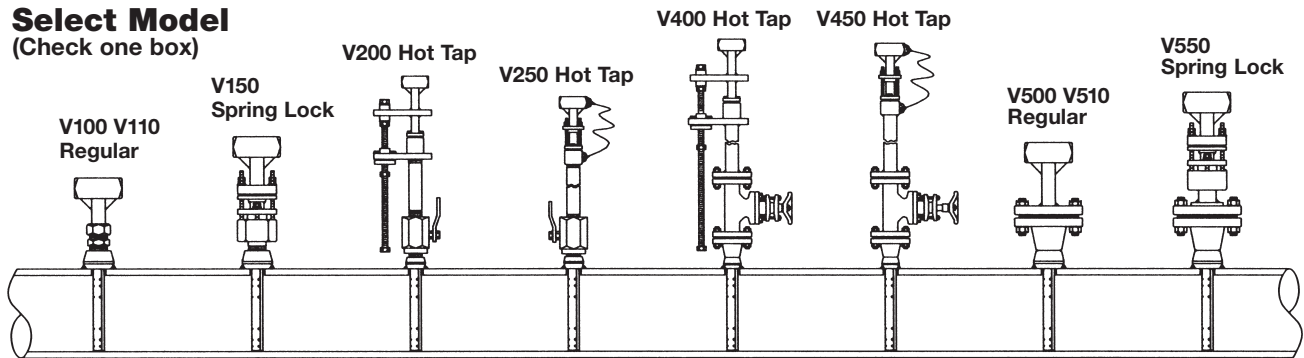


Short
Straight Run
Consult Factory

3. Enter Flow Conditions

Fluid Name:		Maximum	Normal	Minimum	Units	Special Instructions
Flow Rate						
All Fluids	Pressure @ Flow					
	Temperature @ Flow					
Gas	Specific Gravity, or					
	Molecular Weight					
Liquid	Specific Gravity					
Steam	Veracalc Program can calculate Density from Temperature and Pressure					

4. Select Model (Check one box)



5. Select Instrument Head

Instrument Connections (Select Remote or Direct Mount. Transmitter sold separately. See Field Flow Systems literature)							
Remote Mount Transmitter (1/2" NPT)				Direct Mount Transmitter (Flanged 450°F/232°C Max.)			
Parallel	Regular	RTD	Valve	Transmount	Mass Transmount	Manifold	
P 	R 	D Explsn. Proof	T Integral	F 	G Integral RTD	E Remote RTD	M Integral

6. Select Instrument Valves or Manifold (Optional)

Instrument Valves (Opt.) Remote Mount		Manifolds (Optional) Direct Mount			
Needle	Gate	3-Valve		5-Valve	
C2NC (CS) C2NS (SS) 1/2" NPT	C2GC (CS) C2GS (SS) 1/2" NPT	F3SC (CS) F3SS (SS) 	F3HC (CS) F3HS (SS) 	F5SC (CS) F5SS (SS) 	F5HC (CS) F5HS (SS)
		Soft Seat	Hard Seat	Soft Seat	Hard Seat

7. Transmitter

Supplied By	
Veris	Others